

Broadband in Indian Country
“Nilch’ bee naa alkaa go ohooa
doo eidii t’jj. Translation: Using
air (technology) to learn and
understand new things.

Navajo Technical University, 2019

NTU and Broadband

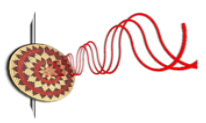
- Navajo Technical University (NTU) is a research university and the largest and most technologically advanced tribal college or university in the United States.
- NTU operates a campus network and a microwave point-to-point network for the surrounding community. It also supports Navajo Nation information technologies collaborations in support of improving the quality of life for tribal members, and makes constant improvements to external connectivity to support faculty and research projects.
- NTU serves as an organization that introduces innovation and capacity building for the region and within the community.

Project Objectives

- Prepare for and contribute to tribal colleges' and universities' participation in regional and national networking.
- Improve access to external national resources for NTU faculty, researchers, and students.
- Prepare Navajo Nation to advance tribal broadband infrastructure.
- Contribute to the design and implementation of campus networking for small institutions in support of science-driven outcomes.
- Build collaborations between NTU and regional tribal colleges, centers, and organizations to advance campus network redesign.
- Plan and implement a campus/external network design that is sustainable, redundant, and scalable for NTU's needs and requirements.
- Plan for advanced alternative wireless solutions that reduce the "homework gap" on the Navajo Nation to deliver science-oriented academic programs.

Regional Deliverables

- NTU will deliver research network planning for small institutions (e.g., other tribal colleges and universities).
- NTU's Tribal Consortium will be engaged in planning and network planning deliverables for New Mexico and Arizona
 - Dine College (informational)
 - Ashiwi College and Learning Center
 - Institute of American Indian Arts
 - Southwest Indian Polytechnic Institute
 - Tohono O'odham Community College
- Front Range GigaPoP (FRGP) leadership to deliver workshops, planning, design, management and support.
 - Peering Service, Commodity Service, and Internet Service Caching (i.e. Google, Akamai, Netflix, etc.
- Active collaborations with Western Regional Network (WRN), Internet2 and Sun Corridor Network (SCN)
 - Research Education Networks (REN),
 - WRN (Access to FRGP, CENIC, ABQ-G, Univ of Hawaii, PNWGP, and Internet2)
 - SCN (Access to Arizona, ASU, NAU, UofA, and Internet2)
- NTU will expand the Internet to the Hogan (ITTH) Project.



NTU / Current ITTH Infrastructure

- **4** redundant links out of Crownpoint to external resources.
 - **3** Licensed Microwave links
 - East = 155Mbps
 - West = 177Mbps
 - Both microwave links land on UNM network for NM state peering and Commodity Internet access
 - **1** Licensed Microwave/Fiber Optic Link
 - 100 Mbps
 - Navajo Tribal Utility Authority (NTUA) to ABQ-G
 - **1** Fiber Optic link through Frontier Comm.
 - Crownpoint to St Michaels
 - 1Gbit

Current ITTH Infrastructure

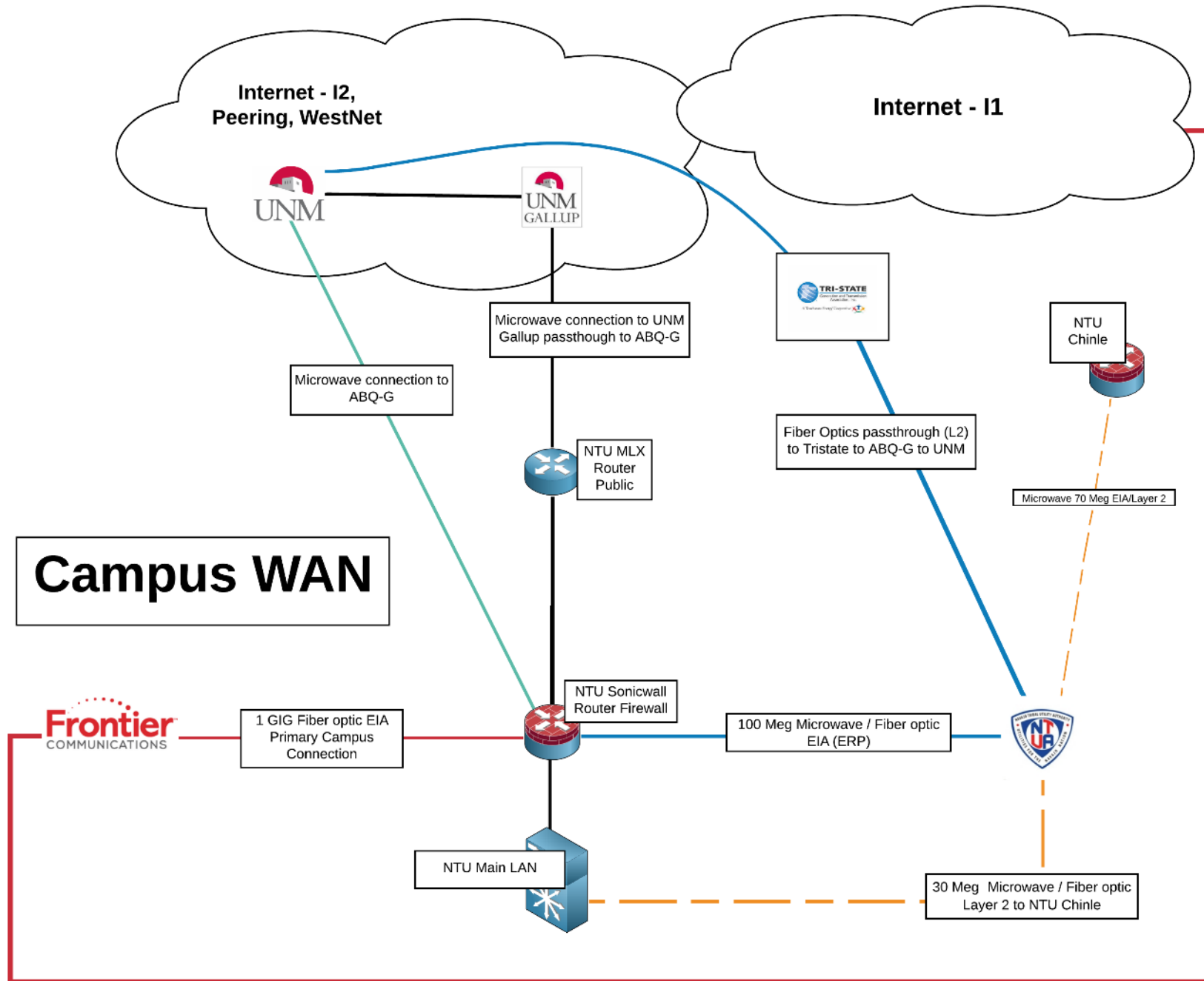


- Internet 2 Members
- ARIN IPv4 Members (applying for autonomous system numbers) Currently announced by UNM. (/22~1024 Public IP-4 Addresses)
- Applying for an Autonomous system number for BGP aggregations for NTU, Navajo Nation, and partners



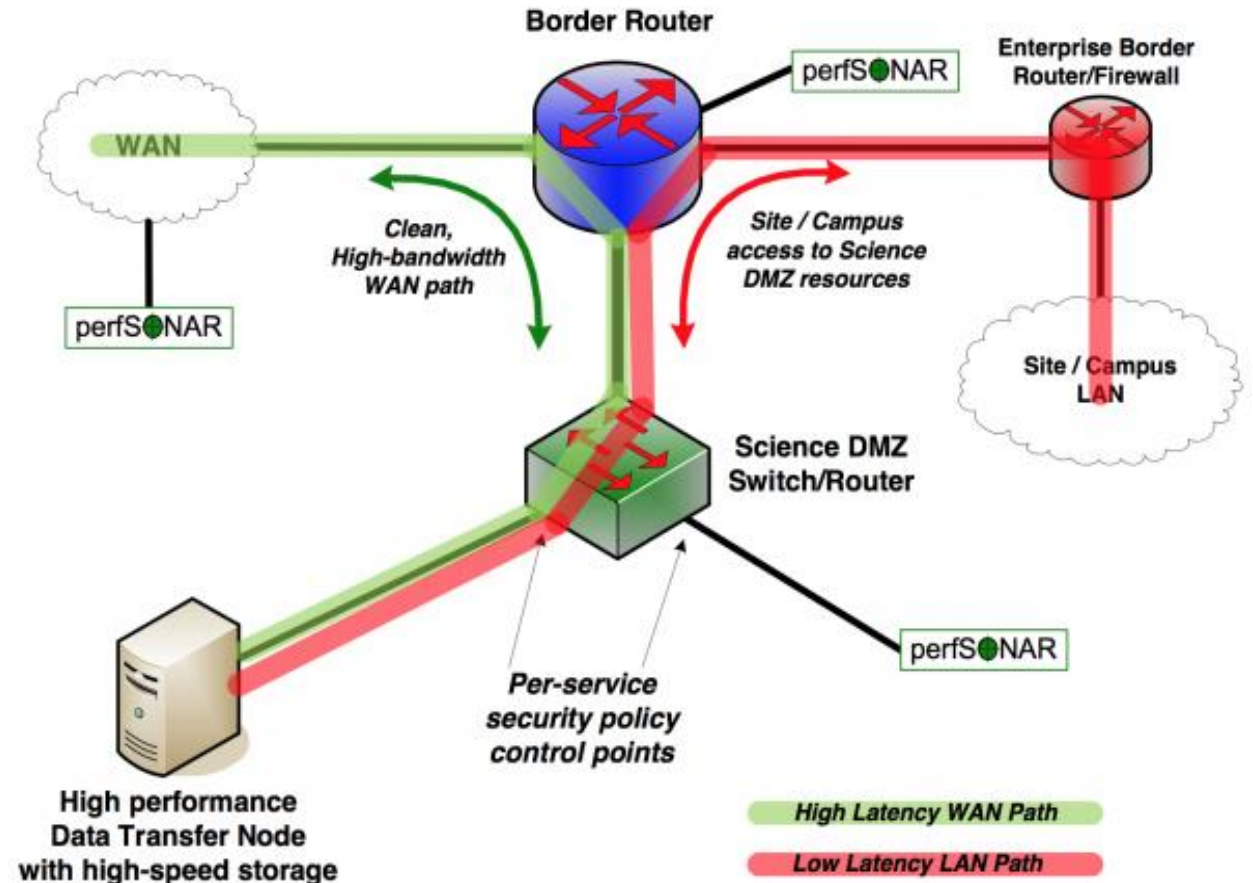
NTU: Research Cyberinfrastructure

- **NTU is building a dedicated research infrastructure for Crownpoint researchers, faculty, and students.**
- **Funded by the National Science Foundation, Campus Cyberinfrastructure (CC*) Program.**
- **NTU, with engineering assistance from the FRGP, will implement a Science DMZ in Fall 2019.**
- **A Science DMZ design allows for large network payloads or "elephant flows" to leave campus and transfer data to external locations.**
- **Today, these "elephant flows" fail or time out.**
- **Science and research is hindered or neglected.**



Science DMZ

A computer subnetwork that is structured to be secure, but without the performance limits that would otherwise result from passing data through a stateful firewall.

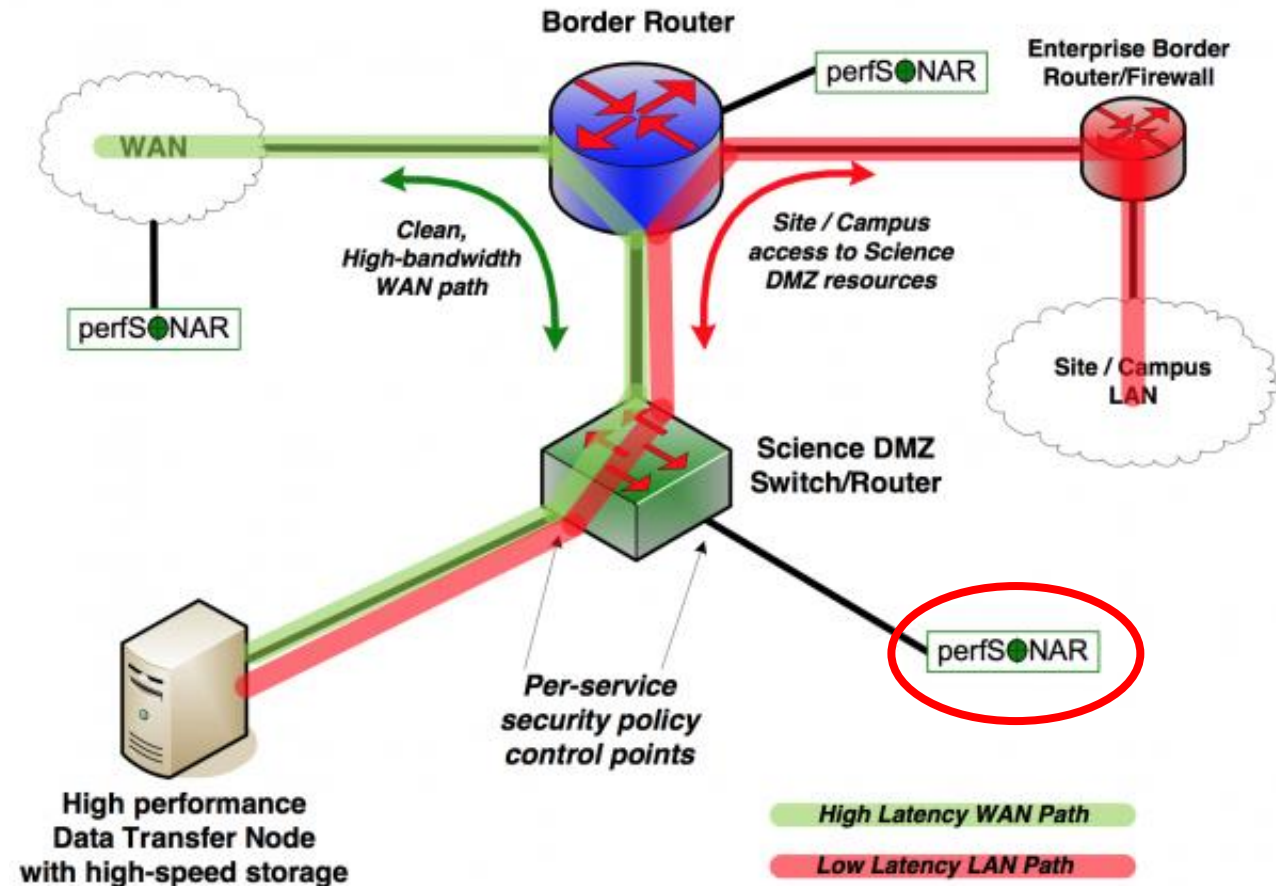


PerfSonar

A tool for end-to-end monitoring and troubleshooting of multi-domain network performance.

perfSONAR provides network engineers with the ability to test and measure network performance, as well as to archive data in order to pinpoint and solve service problems that may span multiple networks

Acknowledgment: International Networks @ Indiana University



1 week

SOURCE	DESTINATION	THROUGHPUT	LATENCY (MS)	LOSS
50.33.113.5 Graphs Traceroute ↗	216-67-219-67.dsl2.kgm.az.frontiernet.net 216.67.219.67	→ 65.2 Mbps ← 92.7 Mbps	→ 9.15 ← -3.75	→ 1.859% ← 0.011%
50.33.113.5 Graphs Traceroute ↗	50.33.113.4	→ 944 Mbps ← n/a	→ 1.92 ← n/a	→ 0.000% ← n/a
50.33.113.5 Graphs Traceroute ↗	74.43.7.46	→ 179 Mbps ← 175 Mbps	→ 0.910 ← 2.37	→ 0.017% ← 0.009%
50.33.113.5 Graphs Traceroute ↗	50.33.113.6	→ 920 Mbps ← n/a	→ -0.0389 ← n/a	→ 0 ← n/a
50.33.113.5 Graphs Traceroute ↗	perfonar.ucar.edu 128.117.132.12	→ 592 Mbps ← n/a	→ 33.6 ← n/a	→ 0.009% ← n/a
50.33.113.5 Graphs Traceroute ↗	perfonar.unm.edu 64.106.80.4	→ 472 Mbps ← 484 Mbps	→ 48.4 ← 39.4	→ 0.023% ← 0.015%
50.33.113.5 Graphs Traceroute ↗	personar-serpa.nnmc.edu 40.138.144.173	→ 66.2 Mbps ← 462 Mbps	→ n/a ← n/a	→ n/a ← n/a
50.33.113.5 Graphs Traceroute ↗	ps.ncar.xsede.org 128.117.212.249	→ 586 Mbps ← 643 Mbps	→ 32.3 ← 34.3	→ 0.012% ← 0.010%

Show 10 entries

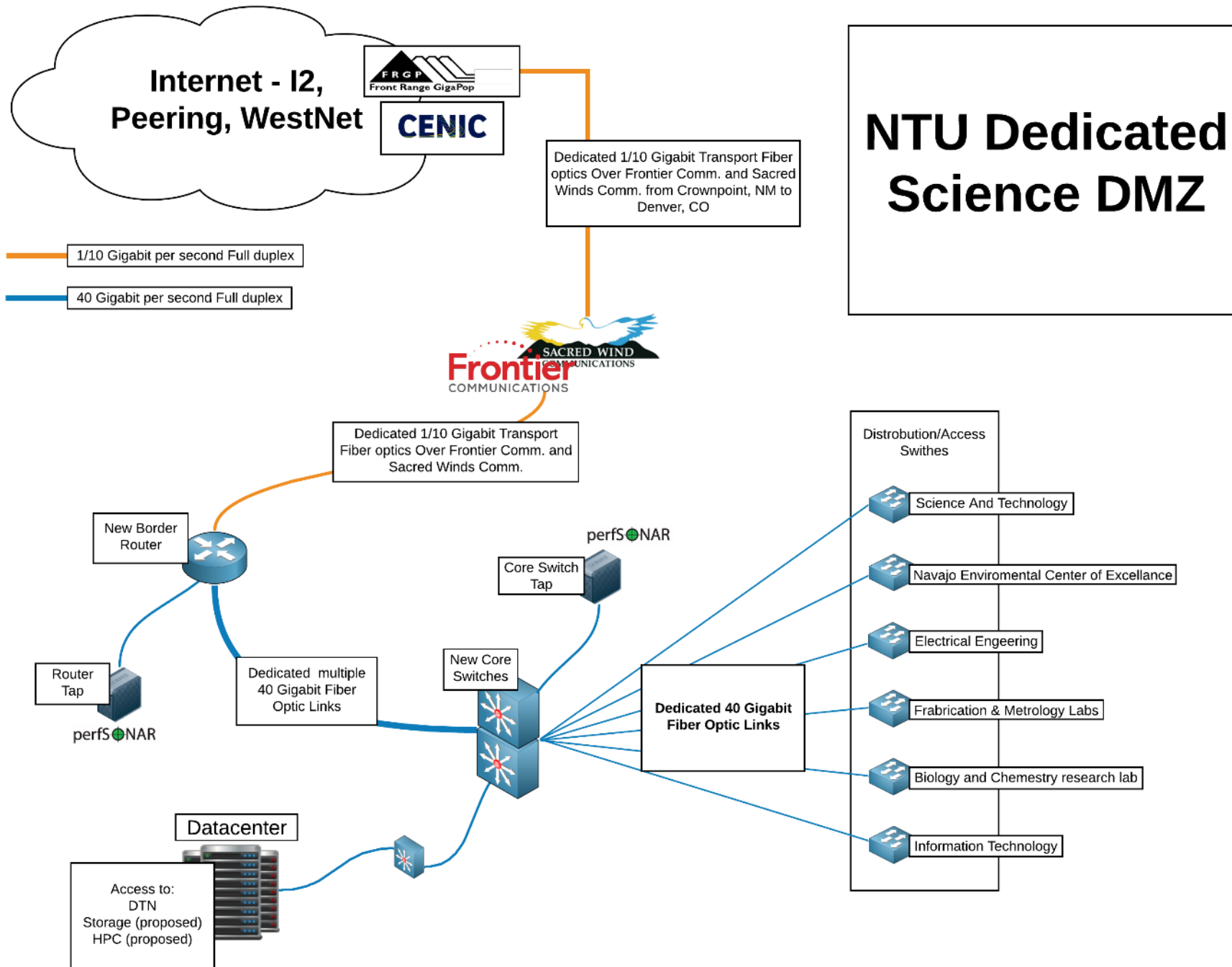
Showing 1 to 8 of 8 entries

Previous 1 Next

[Reverse tracepath](#) [↗](#)

Other services

[Global node directory](#) [↗](#)



Phase 1 - Crownpoint – Yatahey – Window Rock – Holbrook or Winslow – Gallup – Thoreau – Crownpoint

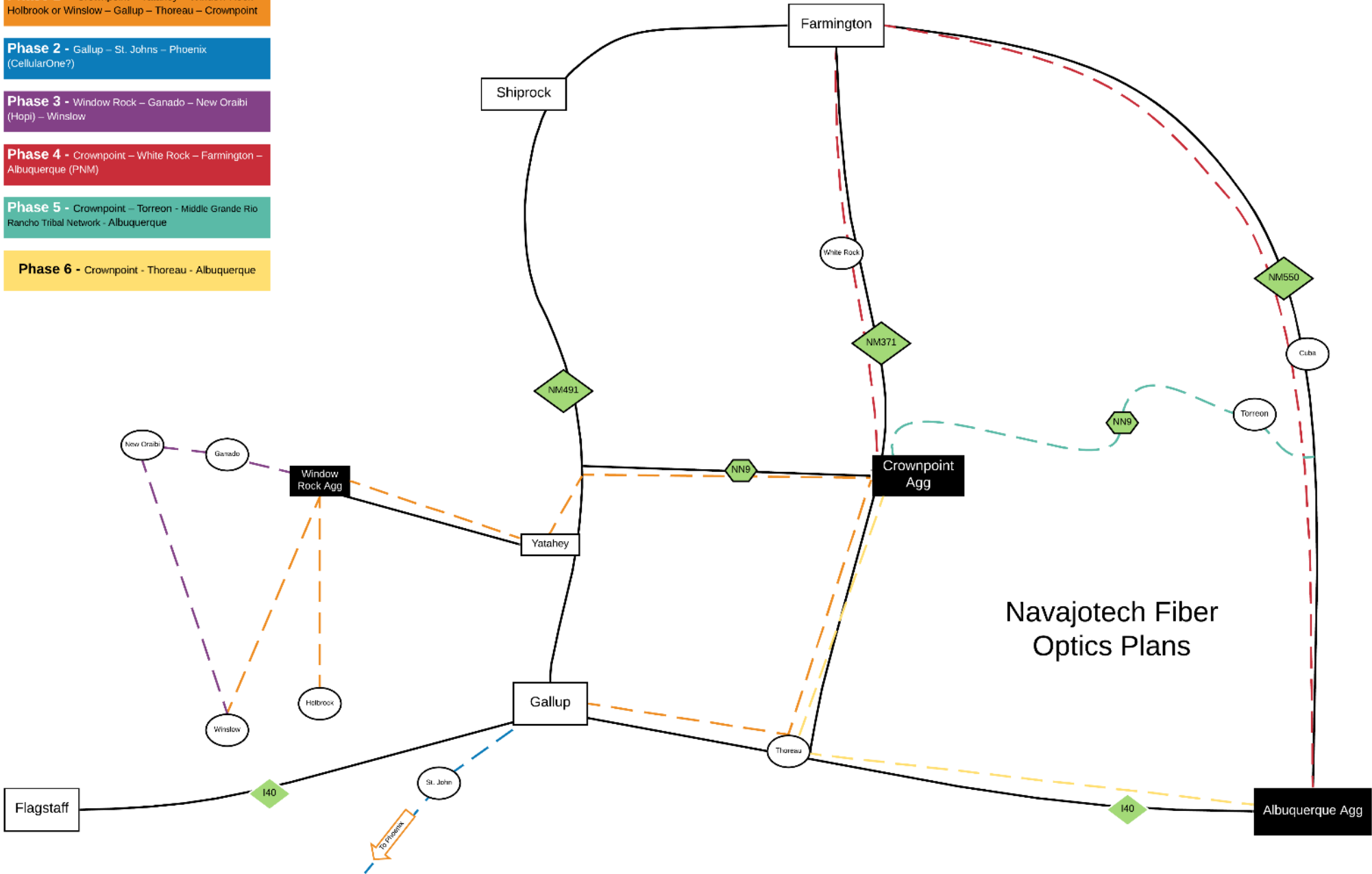
Phase 2 - Gallup – St. Johns – Phoenix (CellularOne?)

Phase 3 - Window Rock – Ganado – New Oraibi (Hop) – Winslow

Phase 4 - Crownpoint – White Rock – Farmington – Albuquerque (PNM)

Phase 5 - Crownpoint – Torreon – Middle Grande Rio Rancho Tribal Network - Albuquerque

Phase 6 - Crownpoint - Thoreau - Albuquerque



Navajotech Fiber Optics Plans

Bandwidth (the great disparity)

1G

1YR - \$4,086 Total MRC - \$2400 Non-recurring charge

3YR - \$2,609 Total MRC - \$2400 Non-recurring charge

5YR - \$2,321 Total MRC - \$2400 Non-recurring charge

5G

1YR - \$64,000 Total MRC - \$2400 Non-recurring charge

3YR - \$23,111 Total MRC - \$2400 Non-recurring charge

5YR - \$14,435 Total MRC - \$2400 Non-recurring charge

10G

3YR - \$33,400 Total MRC - \$2400 Non-recurring charge

Crownpoint to Albuquerque
Transport Only

Tsalia to 1Gb EIA

BW and DIA Rates	Rate/Mb	5% NN Tax	Total
1. Transport Cost (L2)	\$30.00	\$1.50	\$31.50
2. Direct Internet Access (DIA)	\$10.00	\$0.50	\$10.50
Total Monthly Reoccurring Cost (MRC)			
	Mb	Rate/Mb	MRC
1000 Mb DIA delivered to Tsalia Main Campus DIT office	1000	\$40.00	\$40,000.00
Total			\$40,000.00

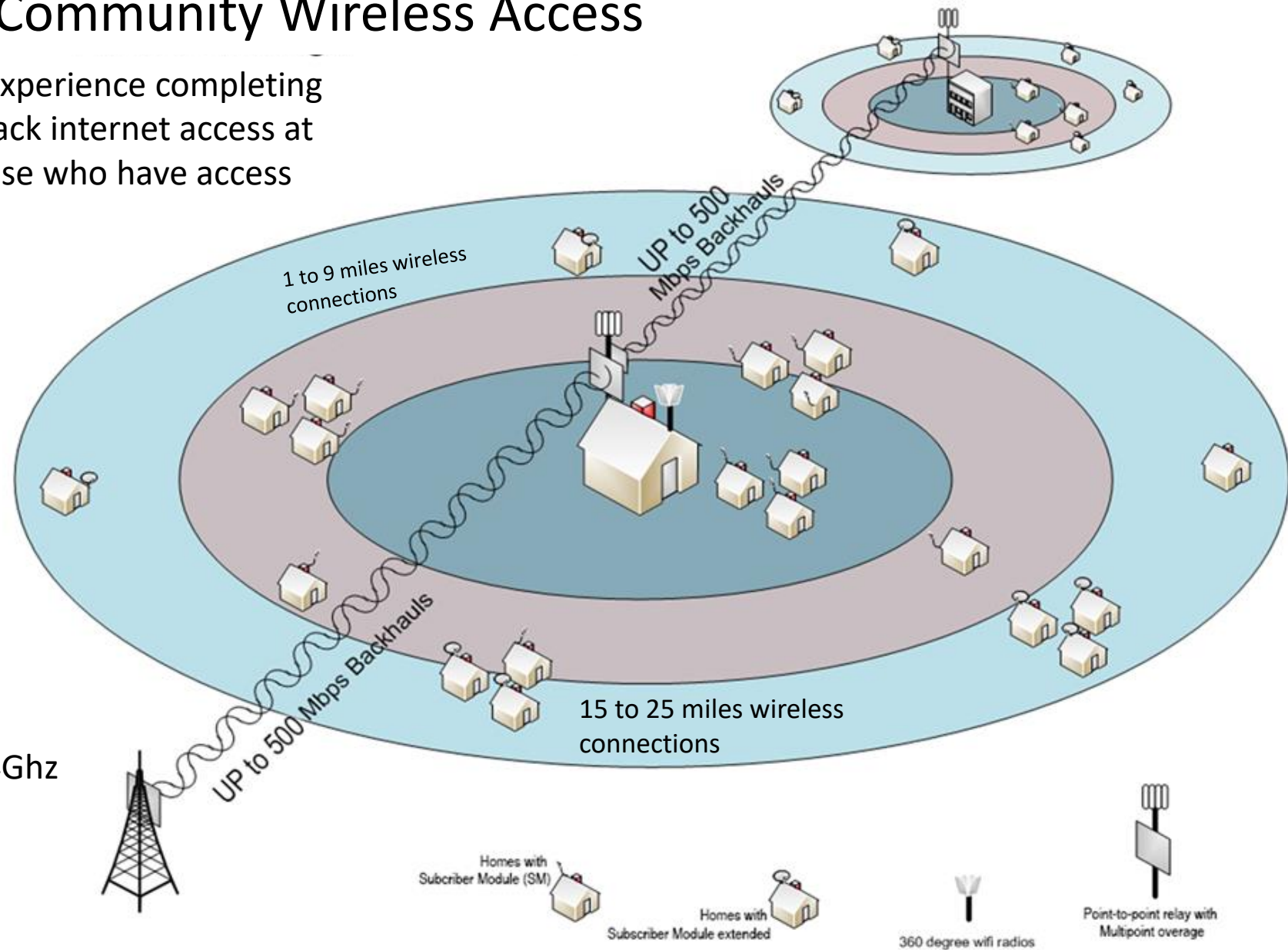
NTU BondWilson to 100Mb EIA

Pricing Table

Product	Qty	Service Address	Service Details	Service Attributes	Term (Months)	MRC	NRC	Waived NRC
IQ Networking	1	583 ROAD 6100 KIRTLAND NM 87417	IQ Networking Port - Internet	Tiered 100BT 100 Mbps	36 Months	\$450.00	\$325.00	\$325.00
Local Access	1	583 ROAD 6100 KIRTLAND NM 87417	ELA Native Single- CoS Low	CenturyLink (CLPA) GIG E 100M	36 Months	\$716.00	\$600.00	\$600.00
Service Sub Total:						\$1,166.00	\$0.00	

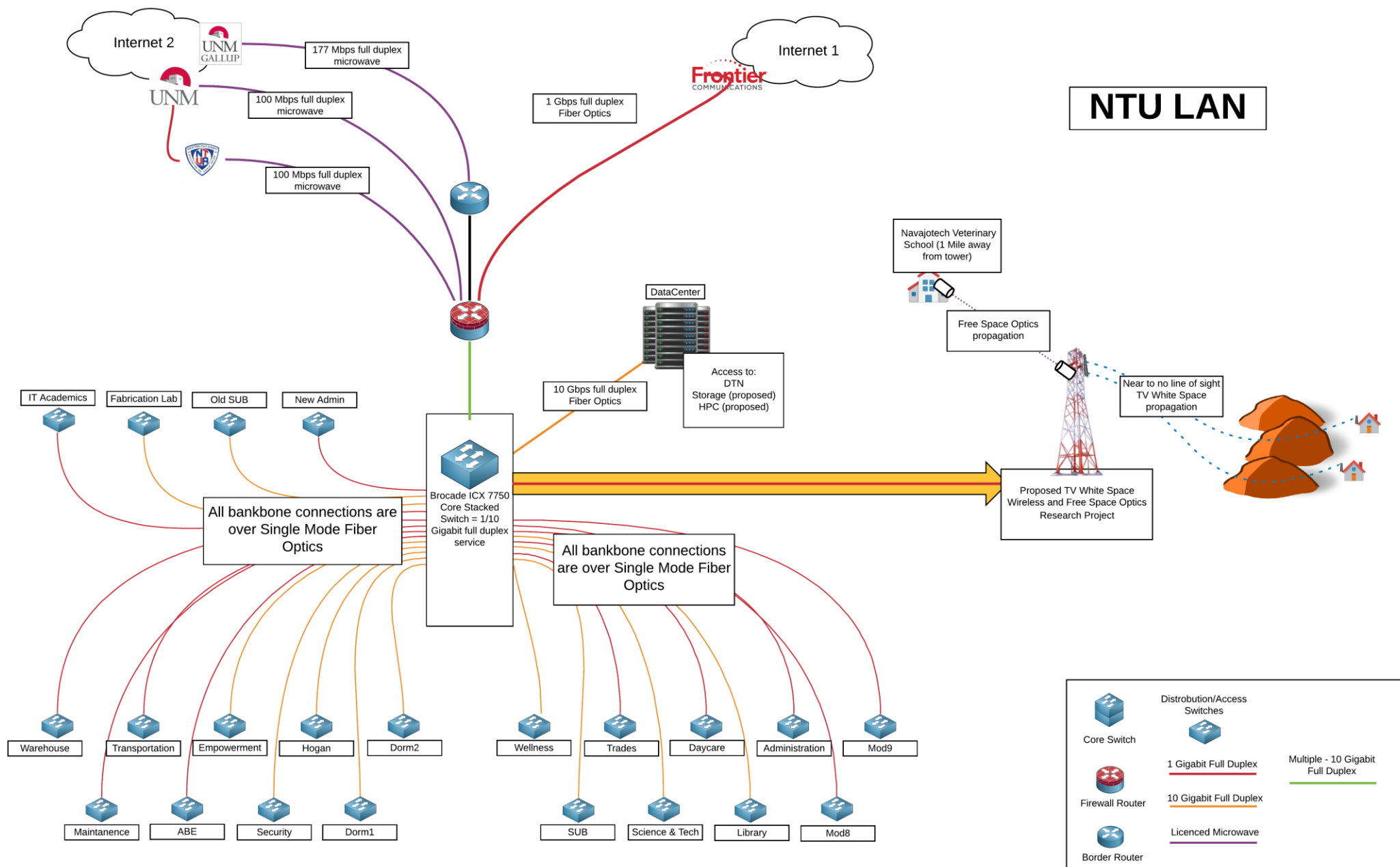
Homework Gap Community Wireless Access

the difficulty students experience completing homework when they lack internet access at home, compared to those who have access



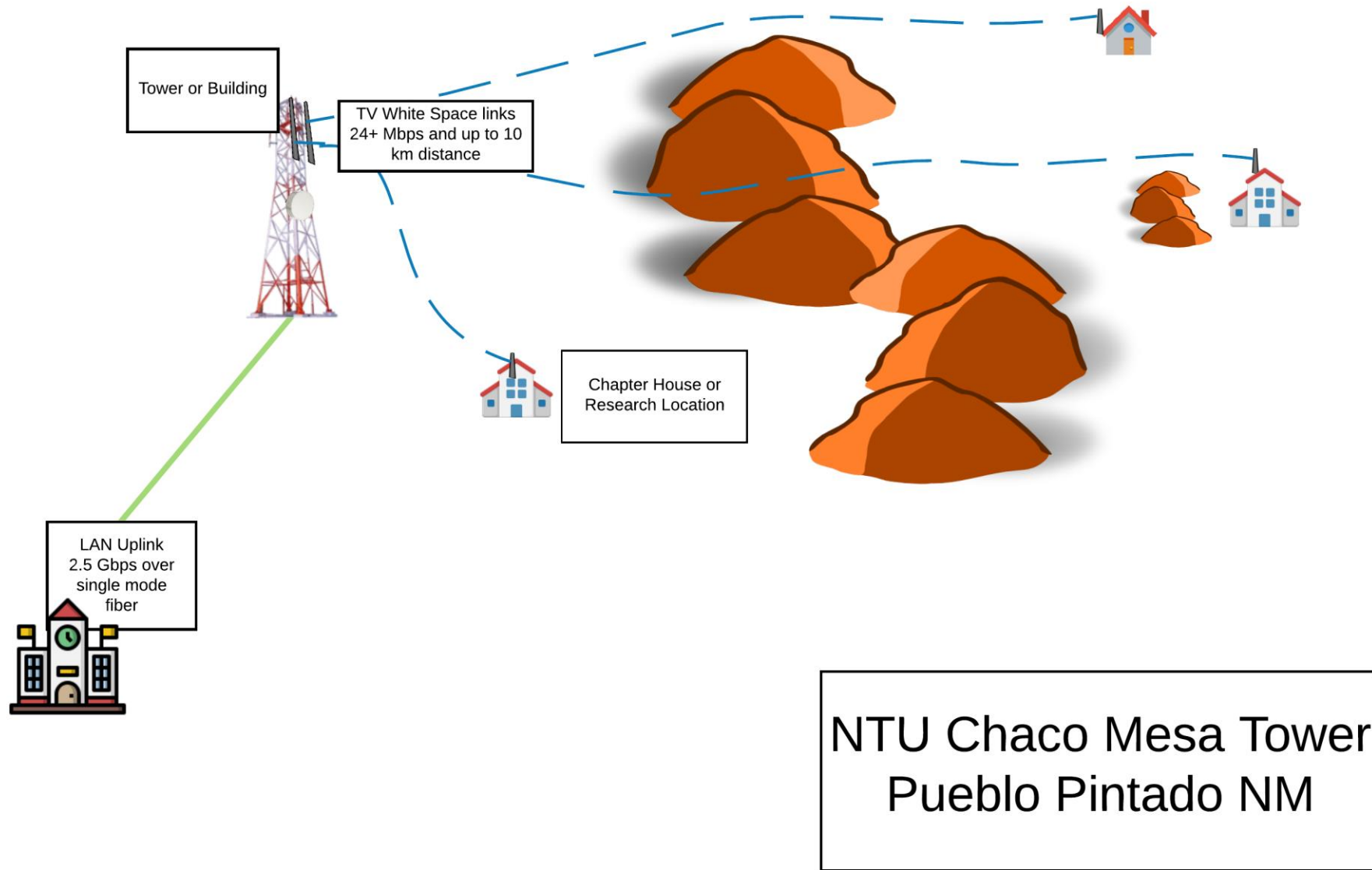
Solutions:

- CRBS
- Whitespace
- EBS (Awaiting FCC Auction)
- 900 Mhz
- Unlicensed 5Ghz & 2.4Ghz



NTU LAN

	Distribution/Access Switches	
	Core Switch	
	Firewall Router	
	Border Router	
	1 Gigabit Full Duplex	Multiple - 10 Gigabit Full Duplex
	10 Gigabit Full Duplex	
	Licensed Microwave	



Navajo Technical University

Engaging Navajo Nation to Build Better Broadband

Jason K. Arviso

Vice President of Operations

jarviso@navajotech.edu